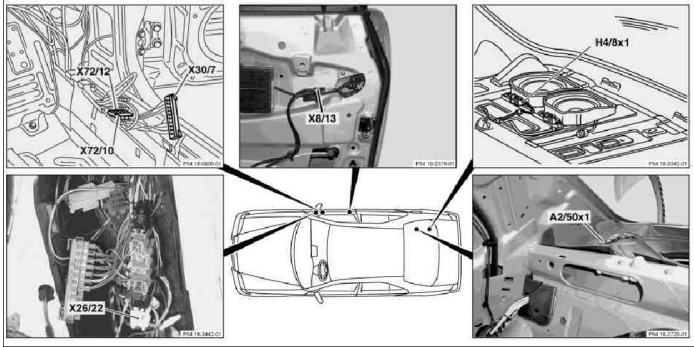
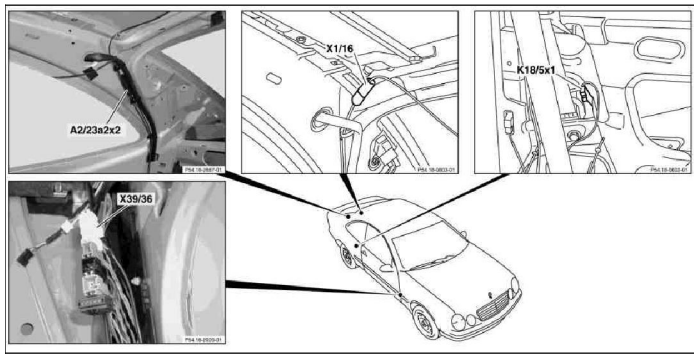


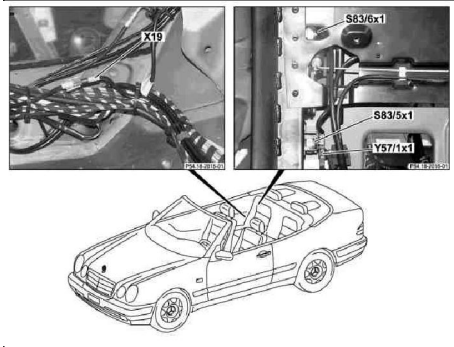
P54.18-0370-09



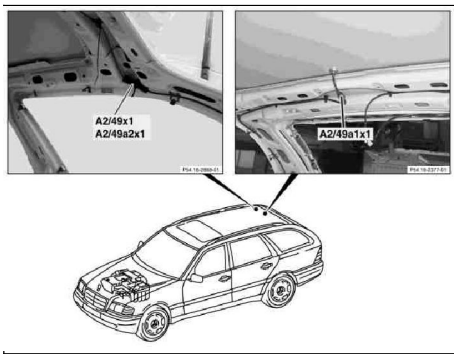
P54.18-3443-09



P54.16-2927-09



P54.16-2014-06



PS4.16-2894-06

Code	Designation	Cable colors	Cable colors	Note
A2/23a2x2	Rear GPS antenna connector	0 s	rf sw	
A2/49a1x1	Telephone antenna connector	0 s	sw nf	
A2/49a2x1	GPS antenna connector	0 s	sw nf	
A2/49x1	CTEL and GPS roof antenna connector	0 s	sw nf	
A2/50x1	Emergency call backup antenna connector	0 s	sw	
H4/2x1	Right front door speaker group connector	br/or orange	1 2	Model 208 Sound System Model 208 Sound System
H4/4x1	Right rear door speaker connector	+ - br/rs pink	rs br/rs 1 2	Model 202 Sound System Model 202 Sound System
H4/6x1	Right front door speaker connector	br/or orange	1 2	Model 202 Model 202
H4/6x1	Right door rear speaker connector	br/ws ws	1 2	Model 208 Sound System Model 208 Sound System
H4/8x1	Right rear speaker connector	+ - ws br/ws br/ws ws	vi br/vi 1 1 2 2	Model 208 Model 202 Model 208 Model 202
H4/10x1	Right front speaker connector	br/or or	1 2	Model 202 Model 202
H4/24x1	Right front door mirror triangle speaker connector	br/gn gn	1 2	Model 208 Model 208
H4/30x1	Right front door speaker connector	br/gn gn	1 2	Model 208 Model 208
K18/5x1	Right front seat belt wear convenience feature solenoid connector		1 2	Model 208 Model 208
S83/5x1	Rollover bar (RB[URB]) lowered limit switch connector		1 br	Model 208
S83/6x1	Rollover bar (RB[URB]) raised limit switch connector		2 br gr/gn br	Model 208 Model 208

X17/16	Roof antenna connector	2 → gr/vi 1 → rft 2 → ws	Model 208
X8/13	Driver door infrared receiver connector	br → 1 → br ws → 2 → ws gn → 3 → gn	RL RL RL
X19	Rear window defroster connector (2-pin)	sw → 1 → sw	
X22/2	AT [AG3] engine connector	ws/gn → 1 → ws/gn ws/gn → 2 → gn gn → 2 → gn gn → 3 → gn/ws gn/ws → 3 → gn/ws br/vi → 4 → br/vi → br/vi	EGS ETC/diesel
X25/4	Fuel tank connector (pressure,activated charcoal filter)	gr/vi → 1 → gr/vi br/gr → 2 → br/gr rt/gn → 3 → rt/gn br/gn → 5 → br/gn sw/rt → 6 → sw/rt	
X26/22	Traction systems, cockpit/FFS connector	bl/br → 1 → bl/br rt/ge → 2 → rt/ge → rt/ge sw → 3 → sw → sw → 4 →	
X28/23(1)	Engine compartment/cockpit connector	bl/sw → 1 → bl/sw br/vi → 1 → br/vi red → 2 → red gn → 3 → gn gn/ws → 4 → gn/ws	M112, 111 ME USA
X28/12	Passenger airbag intermediate connector	br/gn → 1 → br/gn	
X30/7(1)	Voltage distributor (CAN) connector	bl/gn → 1 → bl/gn → 2 → br	
X30/7 (2)	Voltage distributor (CAN) connector	→ 1 → br/sw → 2 → br	
X30/7(3)	Voltage distributor (CAN) connector	→ 1 → br/rt → 2 → br	
X30/7(4)	Voltage distributor (CAN) connector	→ 1 → br/rt → 2 → br	
X30/7(5)	Voltage distributor (CAN) connector	→ 1 → br/rt → 2 → br	
X30/7 (6)	Voltage distributor (CAN) connector	→ 1 → br/rt → 2 → br	
X30/7(7)	Voltage distributor (CAN) connector	→ 1 → br/rt → 2 → br	
X30/7(8)	Voltage distributor (CAN) connector	→ 1 → br/rt → 2 → br	
X30/7(9)	Voltage distributor (CAN) connector	→ 1 → br/rt → 2 → br	
X30/7(10)	Voltage distributor (CAN) connector	→ 1 → br/sw → 2 → br	
X30/7(11)	Voltage distributor (CAN) connector	→ 1 → br/rt → 2 → br	
X35/4(1)	Right rear door separation point	br → 1 → br br/rt → 2 → br/rt br → 3 → br rt/ws → 4 → rt/ws	
X35/4 (2)	Right rear door separation point	br/ws → 1 → br/ws br/ws → 2 → rs ws → 2 → rs br/ws → 2 → br/ws ws → 3 → rs	Model 202 Sound System
X35/27	Parktronic System (PTS), cockpit warning display connector	sw/gn → 1 → sw/gn → sw/gn bl/br → 2 → bl/br → bl/br br/gr → 3 → br/gr → br/gr	
X35/42(1)	Passenger door separation point	br → 1 → br	

		rt/ws → 2 → rt/sw rt/ws → 3 → br/rt br → 4 → br	
X35/42 (2)	Passenger door separation point	orange → 1 → gn orange → 1 → orange br/or → 2 → br/gn br/or → 2 → br/or ws → 3 → rs ws → 4 → br/rs br/ws → 4 → br/rs gn → 5 → ge ge → 6 → gn	Model 208 Model 202 Model 208 Model 202
X35/42(3)	Passenger door separation point	bl/gr → 1 → ws/gr bl/rt → 2 → ws/rt	
X39/36	Cassette player connector	br → 1 → br sw → 2 → sw ge → 3 → ge nf → 4 → nf	
X43/3	REST/CL [MRA/ZV] connector, circuit 30Z	red → 0 → red rt →	
X47	Rear axle VSS [GES] sensor harness connector (2-pin) (right footwell)	sw/ge → 1 → sw/ge sw → 2 → sw ws/ge → 3 → ws/ge ws → 3 → ws ws/ge → 4 → ws/ge ws → 4 → ws gn/vi → 5 → gn/vi gn/vi → gn/vi → gn/sw → 6 → gn/sw gn/sw → gn/sw → sw/rt → 7 → sw/rt sw → 7 → sw ws/gn → 8 → ws/gn	ESP ASR ABS ESP Model 202 Model 208
X72/10	Heater booster connector (engine compartment)	gn/vi → 1 → gn/vi sw/rs → 2 → sw/rs bl/rt → 3 → bl/rt	
X72/12	Heater booster/crash signal connector	→ 1 → sw/rs → 2 → sw/rs	
Y57/1x1	Roll-over bar (RB) [URB] deployment solenoid connector	→ 1 → br/ws → 2 → rt/bl	